

Scaled data based on original data using
LM-79-08 Approved Method: Electrical and Photometric Measurements of Solid-
State Lighting Products

Test Report Prepared for
Cooper Lighting Solutions
(formerly Eaton)

Brand: INVUE

Report Number: P675101

Luminaire Tested: **CCW-SA-1B-730-U-T4FT**

Issue Date: 04/25/2023



Test Information

Test Method: LM-79-08
Report Number: P675101
Test Lab: INNOVATION CENTER(G1)
Issue Date: 04/25/2023
Manufacturer: COOPER LIGHTING SOLUTIONS (FORMERLY EATON)
Product Line: INVUE
Catalog Number: CCW-SA-1B-730-U-T4FT
Description: INVUE CLEAR CURVE Wall Pack MOUNT LIGHT SQUARE LUMINAIRE @450mA w/
T4FT distribution lens
Light Source: (16) 3000K CCT, 70 CRI LEDs
Ballast/Driver: ELECTRONIC DRIVER

Summary

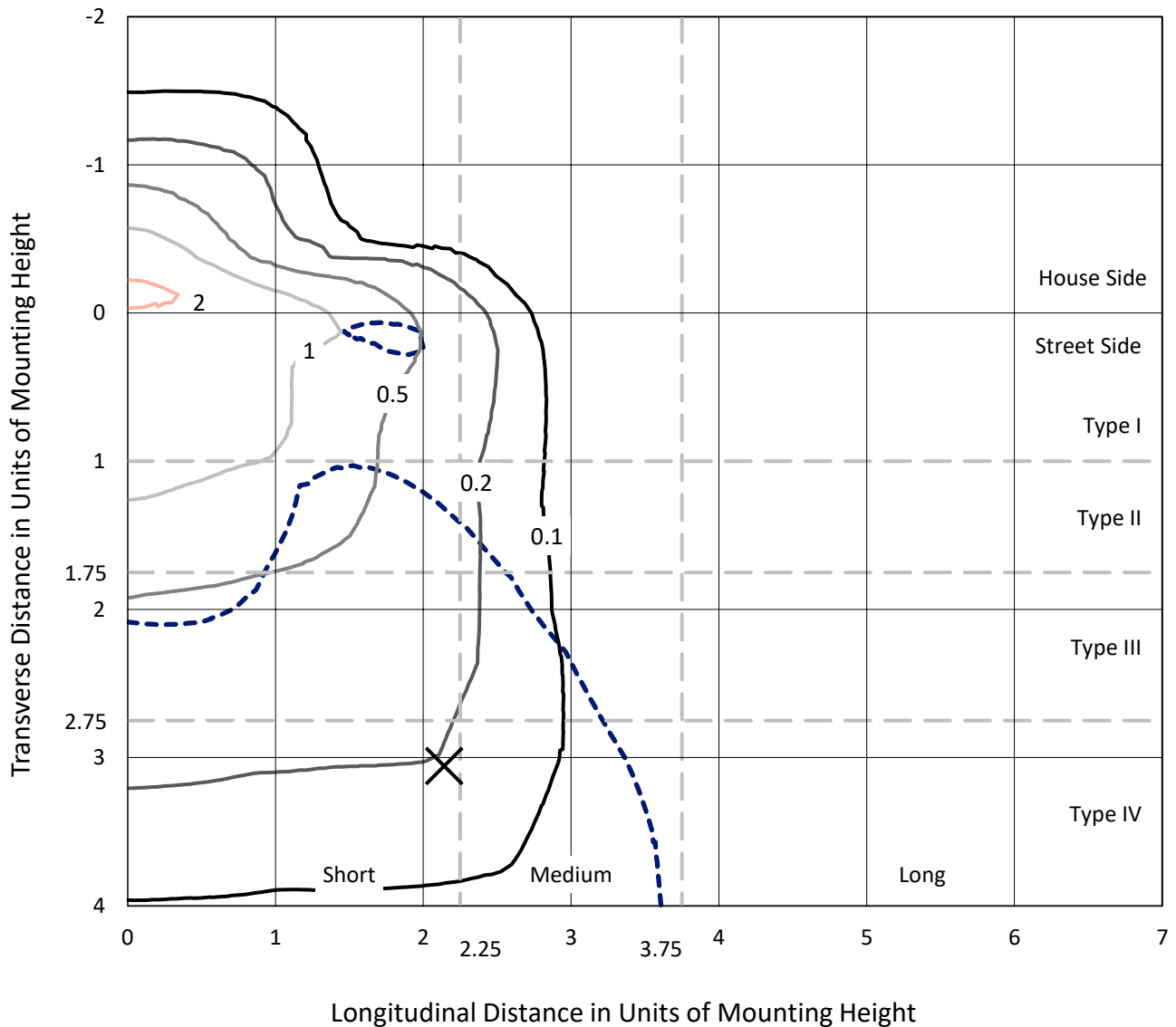
Lumens per Lamp: N/A
Luminaire Lumens: 3142.9 lumens
Efficiency: N/A
Efficacy: 131.0 lumens/watt
Luminous Opening: Rectangular (W 1' x L: 0.5' x H: 0')
IES Classification: Type IV - Short
BUG Rating: B1 - U0 - G1

Input Watts (W): 24
Input Voltage (V): 120
Input Current (Ain): NR
Voltage Rise (V): NR
Power Factor: NR
Total Harmonic Distortion (THDi): NR
Frequency (hertz): 60
Stabilization Time: NR
Operation Time: NR
Ambient Temperature (°C): NR
Test Distance: 25 FT

REPORT NUMBER: P675101
 CATALOG NUMBER: CCW-SA-1B-730-U-T4FT

Iso-Footcandle Lines of Horizontal Illumination

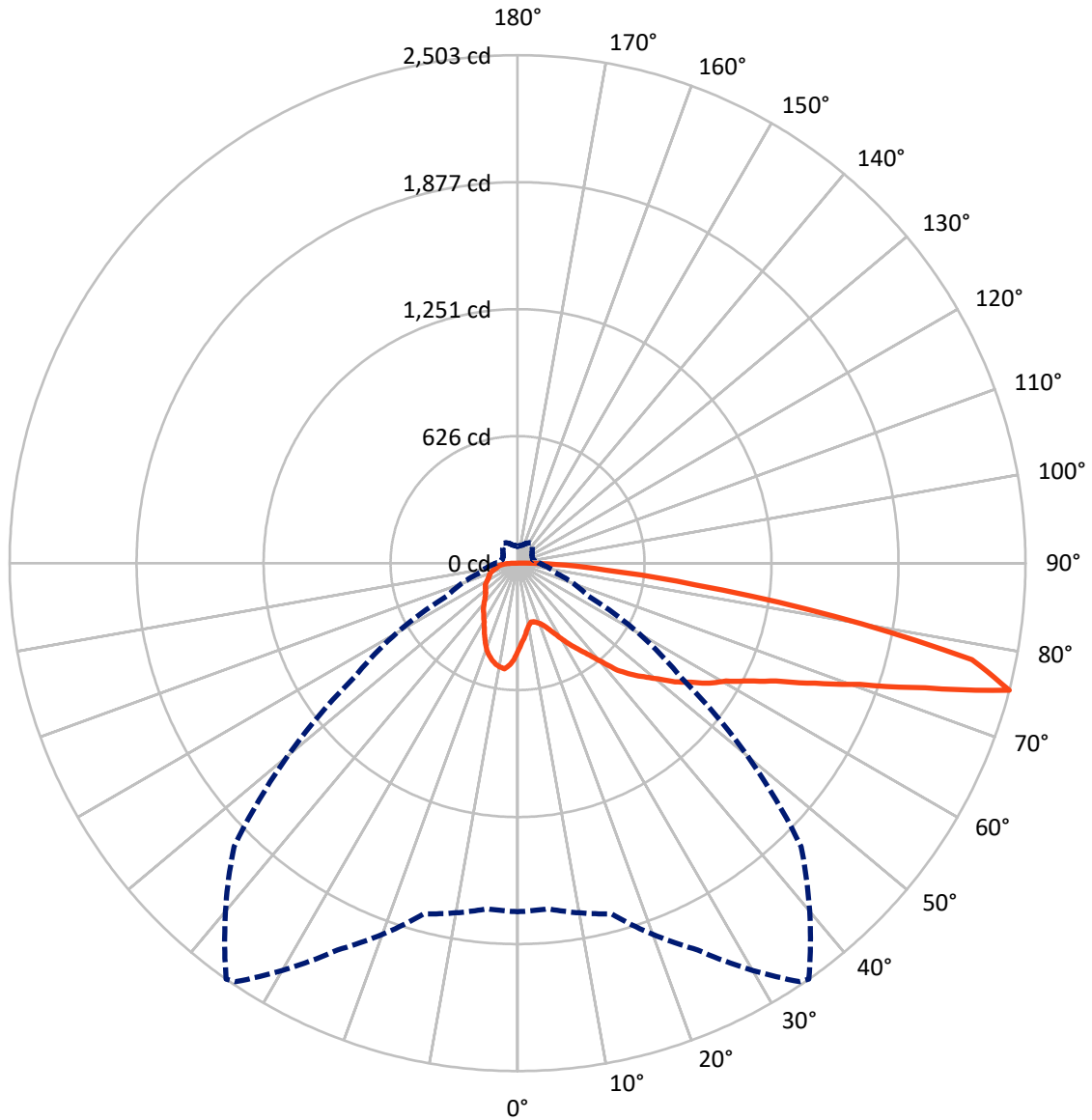
× Max cd
 - - - 1/2 Max cd



Based on 15 foot mounting height. Maximum calculated value = 2.3 fc
 Type IV - Short - N/A

REPORT NUMBER: P675101
CATALOG NUMBER: CCW-SA-1B-730-U-T4FT

Luminous Intensity Polar Plot



— Vertical Plane Through 35-Deg Lateral - - - Horizontal Cone Through 75-Deg Vertical

REPORT NUMBER: P675101
 CATALOG NUMBER: CCW-SA-1B-730-U-T4FT

FLUX DISTRIBUTION:

		Downward	Upward	Total
House Side	Lumens	722.3	0.0	722.3
	% Fixture	23.0	0.0	23.0
Street Side	Lumens	2420.6	0.0	2420.6
	% Fixture	77.0	0.0	77.0
Total	Lumens	3142.9	0.0	3142.9
	% Fixture	100.0	0.0	100.0

Coefficient of Utilization

ZONAL LUMENS:

Zone	Lumens	% Fixture
0°-10°	41.0	1.3
10°-20°	119.1	3.8
20°-30°	197.6	6.3
30°-40°	292.9	9.3
40°-50°	422.3	13.4
50°-60°	580.8	18.5
60°-70°	717.4	22.8
70°-80°	656.3	20.9
80°-90°	115.5	3.7
90°-100°	0.0	0.0
100°-110°	0.0	0.0
110°-120°	0.0	0.0
120°-130°	0.0	0.0
130°-140°	0.0	0.0
140°-150°	0.0	0.0
150°-160°	0.0	0.0
160°-170°	0.0	0.0
170°-180°	0.0	0.0
0°-90°	3142.9	100.0
0°-180°	3142.9	100.0



REPORT NUMBER: P675101

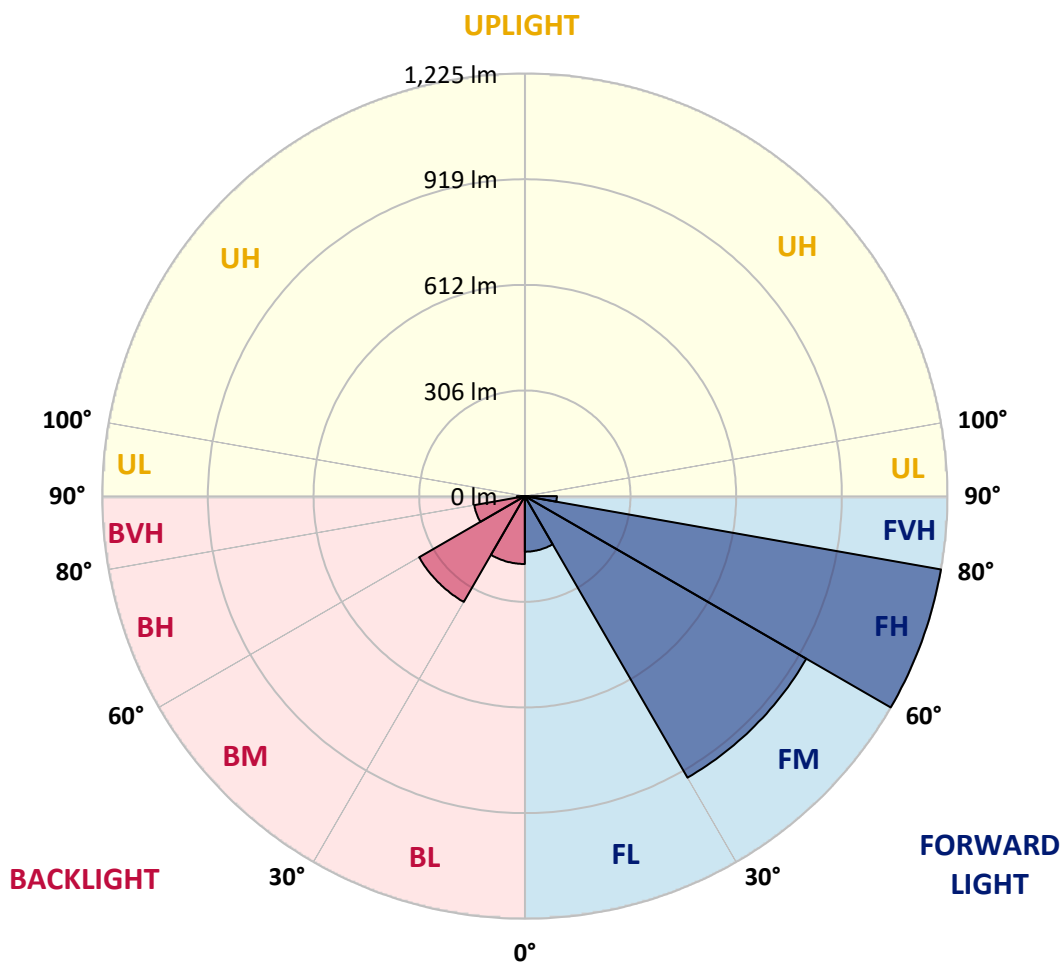
CATALOG NUMBER: CCW-SA-1B-730-U-T4FT

LUMINAIRE CLASSIFICATION SYSTEM LUMEN TABLE AND BUG RATING:

Zone	Lumens	% Fixture	Zone Rating/Lumen Limit		
			B	U	G
FL (0°-30°)	161.1	5.1			
FM (30°-60°)	942.0	30.0			
FH (60°-80°)	1224.7	39.0			G1/1800
FVH (80°-90°)	92.7	3.0			G1/100
BL (0°-30°)	196.6	6.3	B1/500		
BM (30°-60°)	354.0	11.3	B1/1000		
BH (60°-80°)	149.0	4.7	B1/500		G1/500
BVH (80°-90°)	22.8	0.7			G1/100
UL (90°-100°)	0.0	0.0		U0/0	
UH (100°-180°)	0.0	0.0		U0/0	

BUG Rating: B1-U0-G1

Type IV Short





REPORT NUMBER: P675101

CATALOG NUMBER: CCW-SA-1B-730-U-T4FT

CANDELA DISTRIBUTION (FULL):

	0°	5°	15°	25°	34°	35°	45°	55°	65°	75°	85°
0°	430.6	430.6	430.6	430.6	430.6	430.6	430.6	430.6	430.6	430.6	430.6
2.5°	390.1	386.6	390.1	392.4	392.4	392.4	395.9	406.3	413.2	417.9	426.0
5°	349.6	350.7	353.0	358.8	362.3	364.6	370.4	383.1	393.6	408.6	426.0
7.5°	313.7	316.0	319.5	325.3	333.4	332.2	344.9	362.3	382.0	401.7	427.1
10°	295.2	299.8	301.0	302.1	310.2	310.2	327.6	347.3	371.6	397.0	427.1
12.5°	298.6	298.6	295.2	294.0	298.6	297.5	312.5	335.7	362.3	398.2	431.8
15°	309.1	309.1	302.1	295.2	302.1	299.8	312.5	331.1	362.3	399.3	441.0
17.5°	322.9	324.1	316.0	304.4	306.7	307.9	317.2	334.5	362.3	401.7	453.7
20°	350.7	344.9	332.2	313.7	321.8	318.3	332.2	347.3	369.2	410.9	472.3
22.5°	375.0	375.0	350.7	334.5	335.7	335.7	348.4	361.1	379.7	423.7	486.2
25°	414.4	412.1	382.0	357.7	360.0	361.1	368.1	383.1	397.0	430.6	503.5
27.5°	464.2	458.4	428.3	400.5	391.2	394.7	398.2	409.8	413.2	442.2	524.4
30°	517.4	509.3	483.8	439.9	435.2	436.4	430.6	437.5	432.9	460.7	545.2
32.5°	551.0	551.0	526.7	494.3	481.5	481.5	461.9	466.5	466.5	478.1	582.2
35°	579.9	577.6	561.4	537.1	529.0	524.4	504.7	511.6	500.0	511.6	634.3
37.5°	623.9	617.0	610.0	593.8	577.6	574.1	563.7	568.3	552.1	546.3	693.4
40°	674.8	671.4	664.4	657.5	641.3	640.1	628.5	633.2	615.8	593.8	752.4
42.5°	750.1	739.7	717.7	711.9	715.3	720.0	715.3	707.2	676.0	648.2	816.1
45°	825.3	809.1	767.4	758.2	784.8	781.3	801.0	797.5	746.6	702.6	883.2
47.5°	873.9	860.0	826.5	820.7	832.3	836.9	895.9	885.5	804.5	752.4	948.0
50°	908.7	909.8	865.8	880.9	895.9	895.9	970.0	968.8	875.1	813.7	1032.5
52.5°	959.6	943.4	924.9	938.7	959.6	971.2	1062.6	1037.1	919.1	865.8	1127.4
55°	986.2	979.3	963.1	987.4	1031.3	1037.1	1134.4	1114.7	968.8	927.2	1224.7
57.5°	996.6	1002.4	1029.0	1039.5	1100.8	1115.8	1199.2	1171.4	1015.1	1003.6	1299.9
60°	1042.9	1034.8	1070.7	1112.4	1171.4	1179.5	1280.2	1220.0	1060.3	1053.3	1324.2
62.5°	1136.7	1115.8	1135.5	1185.3	1267.5	1277.9	1365.9	1284.8	1080.0	1086.9	1323.0
65°	1273.3	1258.2	1229.3	1268.6	1384.4	1399.4	1466.6	1340.4	1074.2	1075.3	1229.3
67.5°	1434.2	1409.9	1379.8	1404.1	1545.3	1580.0	1589.3	1364.7	1033.7	1010.5	1000.1
70°	1575.4	1559.2	1539.5	1581.2	1777.9	1790.7	1742.1	1349.7	921.4	811.4	666.7
72.5°	1707.3	1699.2	1710.8	1867.1	2092.8	2100.9	1885.6	1254.8	728.1	491.9	310.2
75°	1717.8	1709.7	1789.5	2103.2	2487.5	2502.6	1974.7	983.9	384.3	200.3	130.8
77.5°	1163.3	1187.6	1336.9	1841.6	2284.9	2288.4	1614.7	457.2	158.6	118.1	91.4
80°	285.9	317.2	503.5	952.6	1540.7	1578.9	884.3	154.0	104.2	90.3	68.3
82.5°	104.2	113.4	204.9	430.6	865.8	880.9	309.1	83.3	75.2	69.5	49.8
85°	49.8	50.9	97.2	211.8	437.5	432.9	111.1	49.8	54.4	47.5	30.1
87.5°	20.8	20.8	42.8	98.4	193.3	187.5	35.9	23.2	31.3	27.8	15.0
90°	0.0	0.0	0.0	0.0	0.0	0.0	0.0	0.0	0.0	0.0	0.0



REPORT NUMBER: P675101
 CATALOG NUMBER: CCW-SA-1B-730-U-T4FT

CANDELA DISTRIBUTION (continued):

	90°	95°	105°	115°	125°	135°	145°	155°	165°	175°	180°
0°	430.6	430.6	430.6	430.6	430.6	430.6	430.6	430.6	430.6	430.6	430.6
2.5°	431.8	434.1	443.3	450.3	457.2	463.0	472.3	472.3	478.1	478.1	478.1
5°	430.6	443.3	458.4	474.6	485.0	495.4	504.7	505.8	509.3	513.9	515.1
7.5°	435.2	448.0	472.3	495.4	508.2	512.8	524.4	520.9	520.9	520.9	524.4
10°	444.5	458.4	491.9	512.8	522.0	523.2	519.7	517.4	510.5	508.2	504.7
12.5°	451.4	475.7	509.3	525.5	522.0	518.6	510.5	498.9	490.8	488.5	488.5
15°	468.8	493.1	524.4	530.1	524.4	505.8	495.4	482.7	475.7	465.3	470.0
17.5°	483.8	511.6	539.4	532.5	520.9	491.9	476.9	458.4	449.1	437.5	437.5
20°	503.5	529.0	553.3	534.8	509.3	478.1	453.7	430.6	417.9	406.3	408.6
22.5°	525.5	548.7	561.4	525.5	491.9	456.1	422.5	400.5	384.3	377.4	379.7
25°	542.9	568.3	566.0	510.5	471.1	428.3	391.2	370.4	366.9	360.0	360.0
27.5°	564.9	591.5	562.6	491.9	436.4	384.3	361.1	353.0	353.0	349.6	351.9
30°	593.8	612.3	554.5	465.3	392.4	344.9	333.4	338.0	346.1	342.6	343.8
32.5°	641.3	639.0	547.5	435.2	346.1	306.7	314.8	324.1	331.1	334.5	336.8
35°	687.6	672.5	539.4	394.7	303.3	288.2	295.2	305.6	318.3	321.8	322.9
37.5°	733.9	707.2	525.5	344.9	276.6	272.0	279.0	284.7	295.2	297.5	299.8
40°	782.5	730.4	501.2	296.3	254.7	254.7	259.3	260.4	266.2	269.7	272.0
42.5°	825.3	752.4	457.2	251.2	231.5	239.6	240.8	238.4	233.8	236.1	237.3
45°	877.4	776.7	406.3	218.8	214.1	224.6	226.9	217.6	209.5	204.9	202.6
47.5°	928.3	802.2	362.3	192.1	197.9	214.1	214.1	203.7	189.8	178.3	173.6
50°	974.6	827.6	326.4	175.9	181.7	206.0	208.4	188.7	173.6	159.7	157.4
52.5°	1052.2	870.5	289.4	163.2	172.5	200.3	199.1	181.7	162.1	147.0	145.8
55°	1120.5	913.3	240.8	150.5	163.2	192.1	195.6	174.8	148.2	134.3	132.0
57.5°	1170.3	923.7	192.1	137.7	154.0	182.9	187.5	160.9	138.9	127.3	126.2
60°	1179.5	883.2	156.3	127.3	141.2	170.2	173.6	152.8	132.0	122.7	120.4
62.5°	1136.7	805.6	133.1	118.1	130.8	157.4	164.4	143.5	125.0	116.9	115.8
65°	1039.5	692.2	116.9	110.0	123.9	148.2	156.3	136.6	119.2	112.3	111.1
67.5°	823.0	531.3	104.2	104.2	114.6	138.9	150.5	132.0	113.4	108.8	107.6
70°	538.2	319.5	94.9	96.1	107.6	130.8	143.5	126.2	106.5	105.3	103.0
72.5°	231.5	147.0	84.5	88.0	97.2	116.9	133.1	118.1	98.4	94.9	91.4
75°	106.5	89.1	76.4	78.7	86.8	103.0	120.4	108.8	91.4	85.7	82.2
77.5°	75.2	64.8	63.7	68.3	74.1	89.1	106.5	101.9	84.5	79.9	77.6
80°	55.6	49.8	53.2	57.9	61.3	82.2	100.7	93.8	77.6	70.6	67.1
82.5°	39.4	37.0	41.7	46.3	49.8	71.8	92.6	82.2	64.8	59.0	53.2
85°	23.2	24.3	28.9	31.3	34.7	53.2	77.6	66.0	49.8	38.2	37.0
87.5°	10.4	10.4	13.9	15.0	17.4	31.3	52.1	41.7	31.3	24.3	23.2
90°	0.0	0.0	0.0	0.0	0.0	0.0	0.0	0.0	0.0	0.0	0.0

(END OF REPORT)